

The Science of Roundup Ready® Technology, Glyphosate and Micronutrients

Part 1 - Glyphosate Chemistry, Efficacy and Interaction with Micronutrient Foliar Applications

Recently, some researchers have suggested a relationship between the use of glyphosate, Roundup Ready® crops, micronutrient deficiencies, and yield reductions. A variety of claims and multiple theories to explain their reported results have been presented. These theories range from reduced micronutrient uptake by Roundup Ready® soybean plants, to the binding of micronutrients by glyphosate inside the plant, as well as many additional themes. With this in mind, a series of questions and science-based answers are presented below to address these claims and also present a basic understanding of how glyphosate interacts with materials in the spray solution.

How Does Hard Water Affect Glyphosate Efficacy?

A chelator is a polydentate compound that can form more or less reversible complexes with polycationic metal ions. Sometimes metal cations, such as Calcium (Ca^{2+}), Magnesium (Mg^{2+}) and Iron ($\text{Fe}^{2+}/\text{Fe}^{3+}$), are found in what is commonly known as "hard water." Glyphosate in formulated products is negatively (-) charged when dissolved in water at pH 4.6 and its mild chelating properties allow it to form reversible complexes with the Ca^{2+} and Mg^{2+} in hard water. This can result in a mild <10% reduction in the performance of the herbicidal effects of glyphosate¹⁰ when used at recommended use rates. Water hardness is usually expressed as parts per million (ppm) of CaCO_3 or as grains per U.S. gallon (one grain per gallon = 17.1 ppm). Water with a hardness of 200 ppm or more is considered "hard" and can slightly reduce glyphosate performance. In areas where hard water is used in mixing glyphosate, ammonium sulfate (AMS) is recommended to be used with Roundup® agricultural herbicides. AMS conditions hard water because the sulfate anion can effectively compete with glyphosate for free Ca^{2+} and allow the free glyphosate to enter plant cells for normal herbicide activity.

Are Tank Mixes of Glyphosate with Micronutrient Foliar Sprays a Good Idea?

Foliar sprays of micronutrients are used in crops, such as foliar manganese (Mn^{2+}) fertilizer in soybeans. Other micronutrients that may be applied in foliar sprays include boron (B), copper (Cu^{2+}), iron (Fe^{2+}), molybdenum (Mo^{2+}) and zinc (Zn^{2+}), which are positively (+) charged when dissolved in water. Since many foliar sprays are applied around the time of glyphosate treatments in Roundup Ready® crops, there is interest in tank-mixing glyphosate and micronutrients. As with the cations in hard water, glyphosate may reversibly complex the positively charged micronutrients in the spray solution. When this happens, glyphosate herbicidal performance may be slightly affected because the glyphosate-micronutrient complex may decrease the amount of free glyphosate². Monsanto does not recommend tank-mixing glyphosate herbicides with micronutrients containing polycationic metal ions or foliar fertilizers; instead, if a micronutrient application is needed, Monsanto recommends making two separate applications: one for micronutrient application and another for weed control.

Does Glyphosate Affect the Availability of Micronutrients When Applied Separately?

Research studies in replicated plots evaluating combinations of manganese fertilization and glyphosate herbicide programs have been performed by numerous universities over a period of thirteen years. Several of these trials involve many combinations of glyphosate rates, timings and formulations, as well as different application variables for Mn^{2+} . Pennsylvania State University⁵, The Ohio State University⁴, Purdue University¹³, University of Illinois⁶, Virginia Tech¹ and University of Minnesota¹¹, all demonstrated no significant differences in yield responses between the various combinations of treatments when labeled rates of glyphosate were used. In addition to these studies that compared yields, trials done by University of Illinois⁷ and Purdue University¹³ showed no effect on in-plant Mn^{2+} levels across the various glyphosate treatments (Figure 1). To complement the university research, Monsanto has conducted similar field trials and investigations during 2008 and 2009. Three different varieties of Roundup Ready® soybeans were planted and two different herbicide regimes were applied either at V3 alone or at V3 and R1/R2, and two levels of Mn^{2+} were applied at V8 and R4. When compared to the initial levels of Mn^{2+} in the plants, foliar applied Mn^{2+} increased leaf concentrations of Mn^{2+} across all soybean varieties irrespective of glyphosate rates (Figure 2). Glyphosate did not reduce Mn^{2+} in the plants and there were no significant differences in leaf Mn^{2+} concentration resulting from glyphosate treatment regimes for any variety at both Mn^{2+} rate regimes evaluated. When looking at the yield results from the field studies in 2008 and 2009, there were no significant differences in soybean yields due to germplasm, Mn^{2+} rates or glyphosate applications (Figure 3). Within a Mn^{2+} rate regime, there were no significant differences in seed Mn^{2+} concentration when the unsprayed check treatment was compared to the two glyphosate treatments (data not shown). *This two-year study conducted by Monsanto reached the same conclusions as the studies conducted by multiple universities – glyphosate applications in Roundup Ready® soybeans do not reduce Mn^{2+} uptake, availability or utilization in the plant.* In addition, these studies corroborate previous research findings that suggest soybean germplasm often responds differently to the availability of mineral elements. It is also important to note that micronutrient levels vary naturally across different soybean varieties as seen in numerous Monsanto and university studies. Consequently, the data demonstrate that soybean varieties respond differently to micronutrient fertilization. Nutrient deficient soils can negatively affect soybean yield potential. Where Roundup Ready® soybeans are grown on nutrient deficient or nutrient limiting soil, Monsanto recommends appropriate fertilization.

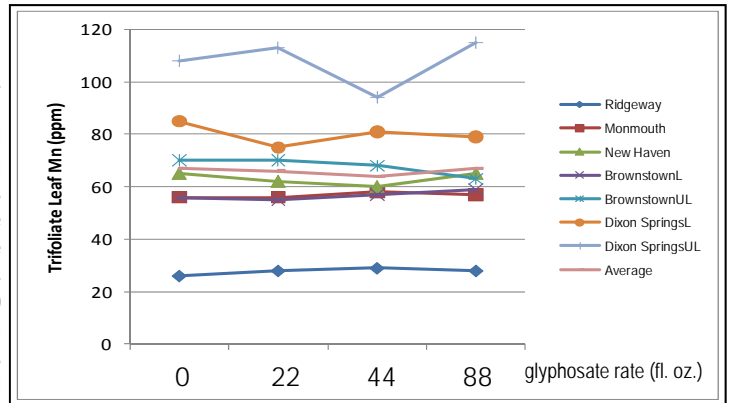


Figure 1. Trifoliolate leaf Manganese concentration across three rates of glyphosate in 7 experiments in Illinois in 2004. L= field limed; UL= field un-limed. Ebelhar⁶.

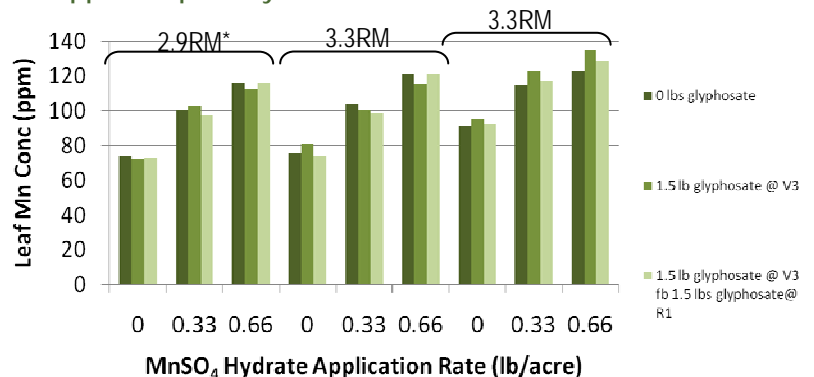


Figure 2. Leaf Mn concentration 14 days after the 2nd Mn application for 2.9, 3.3, and 3.3RM Roundup Ready® Soybeans. *RM=Relative Maturity

The Science of Roundup Ready® Technology, Glyphosate and Micronutrients Part 1 - Glyphosate Chemistry, Efficacy and Interaction with Micronutrient Foliar Applications

Are there micronutrient differences in Roundup Ready® crops compared to their non-GMO isogenic lines?

Monsanto is required by U.S. and International regulatory agencies to conduct numerous crop compositional analysis studies on Roundup Ready® crops. In these studies a glyphosate-treated Roundup Ready® crop is compared with an untreated isogenic control that does not contain the transgene but is otherwise genetically similar (Figure 4). There are often multiple commercial varieties in these trials for comparison. Micronutrient analysis is typically included in these studies and no trends in micronutrient differences across these studies have been established when comparing the transgenic variety to the non-transgenic control for any Monsanto biotechnology-derived traits. Figure 5 also demonstrates that the levels of zinc, iron and manganese have stayed within their expected ranges as the acreage of GMO soybeans have increased in the U.S. from 2000-2009.

So, what does all this mean?

Roundup® brand agricultural herbicides have been widely used for weed control in crops for over 30 years and growers' experiences have been extremely positive, including excellent weed control and increased profits. Speculation that glyphosate could affect micronutrient availability has received attention but no causal relationship with glyphosate has ever been established based on scientific studies. Recent chelation modeling studies showed that glyphosate does not effectively compete with natural plant chelators for the various micronutrients in plants⁸. Consequently, the micronutrient bioavailability within plants treated with glyphosate is within the expected natural range of these metals in plants without glyphosate treatment. Where Roundup Ready® crops are grown on nutrient deficient or limiting soil that can negatively affect yield potential, Monsanto recommends the appropriate fertilization. A thorough review of university research, confirmed by Monsanto trials, demonstrates that the Roundup Ready® soybean system with glyphosate does not negatively impact manganese uptake or accumulation or soybean yield potential. This conclusion is further reinforced by a recent Purdue University publication that concludes, "To date, there is limited scientific research data that suggest that plant diseases have increased in GM crops due to the use of glyphosate. Most importantly, the impact of these interactions on yield has not been demonstrated."¹⁶ In summary, Monsanto's recommendations are in accord with the Purdue University report and a recent Iowa State University publication by Dr. Bob Hartzler in which he states, "The best recommendation remains to manage Roundup Ready® soybean similar to conventional varieties in terms of fertility management⁹."

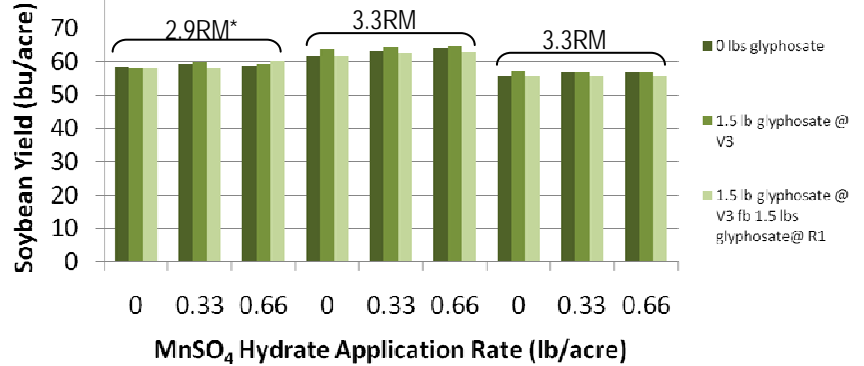


Figure 3. Soybean Yield (bu/acre) for 2.9, 3.3, and 3.3RM Roundup Ready® Soybeans. *RM=Relative Maturity

Component	1998		1999		commercial hybrids tolerance interval (range)
	NK603 mean (range)	non-GMO mean (range)	NK603 mean (range)	non-GMO mean (range)	
calcium (% dry wt.)	0.0047 (0.0037-0.0056)	0.0046 (0.0033-0.0058)	0.0053 (0.0050-0.0058)	0.0053 (0.0050-0.0058)	0.0028, 0.0082 (0.0039-0.0076)
copper (ppm)	1.79 (1.19-2.37)	1.90 (1.50-2.33)	1.89 (1.77-1.99)	1.83 (1.69-1.97)	0.45, 3.16 (1.16-2.78)
iron (ppm)	22.71 (19.08-25.94)	22.95 (18.77-26.62)	22.73 (17.43-26.91)	21.81 (18.52-25.87)	10.60, 33.63 (15.42-29.34)
magnesium (% dry wt.)	0.12 (0.11-0.13)	0.12 (0.11-0.13)	0.12 (0.096-0.13)	0.11 (0.10-0.12)	0.079, 0.16 (0.089-0.15)
manganese (ppm)	6.47 (4.64-9.63)	6.55 (4.96-8.83)	6.73 (5.18-7.90)	6.42 (5.63-7.32)	2.50, 12.03 (3.86-10.47)
phosphorus (% dry wt.)	0.36 (0.32-0.39)	0.36 (0.32-0.39)	0.36 (0.31-0.39)	0.35 (0.32-0.37)	0.27, 0.42 (0.27-0.39)
potassium (% dry wt.)	0.36 (0.35-0.39)	0.36 (0.34-0.41)	0.36 (0.34-0.38)	0.38 (0.36-0.39)	0.31, 0.45 (0.32-0.45)
zinc (ppm)	28.35 (20.23-33.17)	28.72 (23.47-33.26)	23.78 (15.95-31.45)	23.21 (17.87-29.88)	9.89, 31.52 (13.51-27.98)

Figure 4. Compositional analysis of Roundup Ready® Corn 2 (NK603) compared with a non-GMO isogenic line.¹²

References: 1. Bailey, William A., D.H. Poston, H.P. Wilson, and T.E. Hines. 2002. Glyphosate interactions with manganese. *Weed Technology* 16:792-799. 2. Bernards, M.L., K.D. Thelen, D. Penner, R.B. Muthukumar, and J.L. McCracken. 2005. Glyphosate interaction with manganese in tank mixtures and its effect on glyphosate absorption and translocation. *Weed Science*. 53:787-794. 3. Camberato, J., K. Wise, and B. Johnson. 2010. Glyphosate - Manganese, Interactions and Impacts on Crop Production: The Controversy. Purdue Extension Weed Science. <http://www.btny.purdue.edu/weedscience/> 4. Diedrick, K., Mullen, R., and Loux, M. Foliar Manganese on Glyphosate Tolerant Soybeans. C.O.R.N. Newsletter. 2010-05, March 9 2010 - March 23, 2010. <http://agcrops.osu.edu> 5. Ebelhar, S.A., E.C. Varsa, and C.D. Hart Soil pH and Manganese Effects On Yield of Roundup Ready® Soybeans. Illinois Fertilizer Conference Proceedings. January 24-26, 2005. <http://frec.cropsci.illinois.edu/> 6. Ebelhar, S. A., E. A. Adee and C.D. Hart. 2007. Soil pH and Manganese Effects on Roundup Ready Soybeans. University of Illinois. North Central Extension-Industry Soil Fertility Conference. Volume 23:88-101. Des Moines, IA. <http://www.soils.wisc.edu/extension/wcm/> 7. Fry, K. 2009. Soybean Yield Responses to Foliar Fertilizers Applied with Glyphosate. *Field Crop News* March 9, 2010 Vol. 10:03. <http://fcn.agronomy.psu.edu/> 8. Harris, W.R., D.R. Sammons, R.C. Grabiak, M.S. Bleeke & A. Mehrsheikh. Manuscripts in preparation. 9. Hartzler 2010. Glyphosate-Manganese Interactions in Roundup Ready Soybean. www.weeds.iastate.edu 10. Messersmith, C.G. 2007. North Dakota State University. Improving Glyphosate Performance. Proceedings of the 2007 CPM Short course and MCPR Trade Show 11. Lamb, John. 2007. Effectiveness of Preplant and Foliar Mn on Soybean. Nutrient Management Extension Specialist, University of Minnesota. Proc. Of the 2008 Wisconsin Fertilizer, Aglime & Pest Management Conference, Volume 47. 12. Ridley, W.P., R.S. Sidhu, P.D. Pyla, M.A. Nemeth, M.L. Breeze, and J.D. Astwood. 2002. Comparison of the Nutritional Profile of Glyphosate-Tolerant Corn Event NK603 with That of Conventional Corn (Zea mays L.). *J. Agric. Food Chem.* 50:7235-7243. 13. Xia, Y., J.J. Camberato, and T.J. Vyn. 2009 Effects of glyphosate application and manganese fertilization on leaf manganese concentration and yield of glyphosate-resistant soybeans. North Central Extension-Industry Soil Fertility Conference. Des Moines, IA. Vol. 25. 147-154. 14. DairyOne Feed Composition Library. <http://www.dairyone.com/forage/feedcom/mainlibrary.asp> 15. USDA Economic Research Service. <http://www.ers.usda.gov/> 16. Glyphosate's Impact on Field Crop Production and Disease Development. 2011. Camberato, J., S. Casteel, P. Goldsborough, B. Johnson, K. Wise, C. Woloshuk, *Purdue University*. <http://www.btny.purdue.edu/weedscience/2011/GlyphosatesImpact11.html>

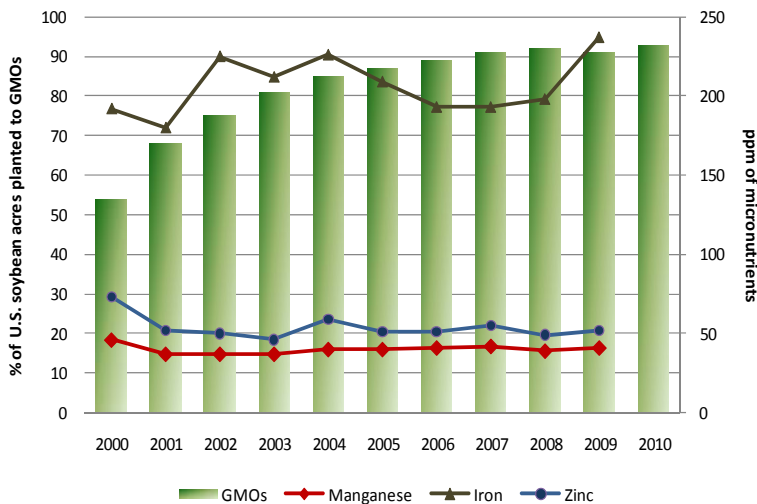


Figure 5. Percentage of GMO soybeans planted in the U.S. and concentrations of manganese, iron and zinc in soybean meal evaluated from 2000-2009.^{14, 15}

Monsanto's Policy for Commercialization of Biotechnology-Derived Plant Products in Commodity Crops. This product has been approved for import into key export markets with functioning regulatory systems. Any crop or material produced from this product can only be exported to, or used, processed or sold in countries where all necessary regulatory approvals have been granted. It is a violation of national and international law to move material containing biotech traits across boundaries into nations where import is not permitted. Growers should talk to their grain handler or product purchaser to confirm their buying position for this product. Excellence Through Stewardship® is a registered trademark of Biotechnology Industry Organization. Individual results may vary, and performance may vary from location to location and from year to year. This result may not be an indicator of results you may obtain as local growing, soil and weather conditions may vary. Growers should evaluate data from multiple locations and years whenever possible. ALWAYS READ AND FOLLOW PESTICIDE LABEL DIRECTIONS. Roundup Ready® crops contain genes that confer tolerance to glyphosate, the active ingredient in Roundup® brand agricultural herbicides. Roundup® brand agricultural herbicides will kill crops that are not tolerant to glyphosate. Roundup Ready®, Roundup®, and Technology Development by Monsanto and Design® are registered trademarks of Monsanto Technology LLC. ©2011 Monsanto Company.

Monsanto Company is a member of Excellence Through Stewardship® (ETS). Monsanto products are commercialized in accordance with ETS Product Launch Stewardship Guidance, and in compliance with